

# Universal Motorcycle Helmet Laws to Reduce Injuries: A Community Guide Systematic Review



Yinan Peng, MPH, PhD,<sup>1</sup> Namita Vaidya, MPH,<sup>1</sup> Ramona Finnie, DrPH,<sup>1</sup> Jeffrey Reynolds, MPH,<sup>1</sup> Cristian Dumitru, MPH,<sup>1</sup> Gibril Njie, MPH,<sup>1</sup> Randy Elder, PhD, MEd,<sup>1</sup> Rebecca Ivers, PhD,<sup>2</sup> Chika Sakashita, BPsych, PhD,<sup>2</sup> Ruth A. Shults, PhD,<sup>3</sup> David A. Sleet, PhD,<sup>3</sup> Richard P. Compton, PhD,<sup>4</sup> and the Community Preventive Services Task Force

**Context:** Motorcycle crashes account for a disproportionate number of motor vehicle deaths and injuries in the U.S. Motorcycle helmet use can lead to an estimated 42% reduction in risk for fatal injuries and a 69% reduction in risk for head injuries. However, helmet use in the U.S. has been declining and was at 60% in 2013. The current review examines the effectiveness of motorcycle helmet laws in increasing helmet use and reducing motorcycle-related deaths and injuries.

**Evidence acquisition:** Databases relevant to health or transportation were searched from database inception to August 2012. Reference lists of reviews, reports, and gray literature were also searched. Analysis of the data was completed in 2014.

**Evidence synthesis:** A total of 60 U.S. studies qualified for inclusion in the review. Implementing universal helmet laws increased helmet use (median, 47 percentage points); reduced total deaths (median, -32%) and deaths per registered motorcycle (median, -29%); and reduced total injuries (median, -32%) and injuries per registered motorcycle (median, -24%). Repealing universal helmet laws decreased helmet use (median, -39 percentage points); increased total deaths (median, 42%) and deaths per registered motorcycle (median, 24%); and increased total injuries (median, 41%) and injuries per registered motorcycle (median, 8%).

**Conclusions:** Universal helmet laws are effective in increasing motorcycle helmet use and reducing deaths and injuries. These laws are effective for motorcyclists of all ages, including younger operators and passengers who would have already been covered by partial helmet laws. Repealing universal helmet laws decreased helmet use and increased deaths and injuries.

(Am J Prev Med 2017;52(6):820–832) Published by Elsevier Inc. on behalf of American Journal of Preventive Medicine

## CONTEXT

**M**otorcycle crashes contribute considerably to preventable fatal and non-fatal injuries in the U.S. Although motorcycles only account for about 3% of registered vehicles and 0.7% of traveled vehicle miles, a disproportionate 15% of all motor vehicle crash fatalities were due to motorcycle crashes in 2013.<sup>1</sup> The U.S. Government Accountability Office estimated that the total direct measurable costs from motorcycle-related crashes were approximately \$16 billion in 2010.<sup>2</sup> A Cochrane systematic review found that motorcycle helmet use can lead to an estimated 42% reduction in risk for fatal injuries and a 69% reduction in risk for head injuries.<sup>3</sup> Helmet use in the U.S., however, remained around 60% in 2013.<sup>4</sup>

Motorcycle helmet laws require motorcycle riders to wear a helmet while riding on public roads. In the U.S., these laws

From the <sup>1</sup>Community Guide Branch, Division of Public Health Information Dissemination, Centers for Disease Control and Prevention (CDC), Atlanta, Georgia; <sup>2</sup>The George Institute, Sydney, Australia; <sup>3</sup>National Center for Injury Prevention and Control, CDC, Atlanta, Georgia; and <sup>4</sup>National Highway Traffic Safety Administration, Washington, District of Columbia

Names and affiliations of the Community Preventive Services Task Force members can be found at: [www.thecommunityguide.org/about/task-force-members.html](http://www.thecommunityguide.org/about/task-force-members.html).

Address correspondence to: Yinan Peng, MPH, PhD, Community Guide Branch, CDC, 1600 Clifton Road, Mailstop E69, Atlanta GA 30329. E-mail: [ypeng@cdc.gov](mailto:ypeng@cdc.gov).

0749-3797/\$36.00

<http://dx.doi.org/10.1016/j.amepre.2016.11.030>

are implemented at the state level with varying provisions and fall into two categories: universal helmet laws (UHLs), which apply to all motorcycle operators and passengers; and partial helmet laws (PHLs), which apply only to certain motorcycle operators such as those under a specified age (usually 18 years), novices (most often defined as having < 1 year of experience), or those who do not meet the state's requirement for medical insurance coverage. Further, motorcycle passengers are not consistently covered under PHLs.

According to the National Occupant Protection Use Survey conducted by the National Center for Statistics and Analysis of the National Highway Traffic Safety Administration, helmet use is seen to be “significantly higher in states that require all motorcyclists to be helmeted,” that is, states with UHLs.<sup>5</sup> The number of states implementing UHLs peaked in 1975, with 47 states requiring all motorcyclists to wear helmets. Since then, many states have repealed UHLs.<sup>6</sup> Currently, 19 states and the District of Columbia have UHLs.<sup>6</sup> Among the other states, 28 states have PHLs and three states (Illinois, Iowa, and New Hampshire) have no motorcycle helmet laws.<sup>6</sup>

The current review aims to evaluate the effectiveness of UHLs in increasing helmet use and decreasing fatal and non-fatal injuries. This review was a collaborative effort between researchers from the U.S. (Community Guide Branch and National Center for Injury Prevention and Control, both at the Centers for Disease Control and Prevention [CDC]) and Australia (The George Institute for Global Health at the University of Sydney). Researchers from the George Institute will prepare a companion review with a global focus, including evidence from low- and middle-income countries. This paper is based solely on evidence from the U.S.

The research questions for this review are:

How effective are motorcycle helmet laws in achieving the following outcomes?

- Increasing helmet use
- Reducing fatal and non-fatal injuries

Does helmet law effectiveness vary by the following factors?

- Universal helmet law versus partial helmet law
- Setting characteristics, such as rural versus urban
- Population characteristics, such as age, gender, race/ethnicity, or SES

## EVIDENCE ACQUISITION

Detailed systematic review methods used for the Community Guide have been published previously.<sup>7,8</sup> For this review, a coordination team was formed, composed of motor vehicle injury prevention subject matter experts from various agencies,

organizations, and academic institutions, together with systematic review methodologists from the Community Guide Branch at CDC. The team worked under the oversight of the independent, unpaid, nonfederal Community Preventive Services Task Force whose members are appointed to 5-year terms by the director of CDC.

## Conceptual Approach and Analytic Framework

The analytic framework (Appendix Figure 1, available online) shows the postulated mechanism through which motorcycle helmet laws affect incidence and severity of non-fatal and fatal injuries. UHLs can lead to increased helmet use, resulting both in reduced incidence and severity of non-fatal injuries and in reduced fatal injuries. If motorcycle helmet laws affect overall motorcycle use, as some have speculated,<sup>9</sup> that could also contribute to observed decreases in fatal and non-fatal injuries. Other factors that may influence helmet use or injury include strength of the law (UHLs versus PHLs); intensity of enforcement efforts; type of helmet used (U.S. Department of Transportation approved or non-approved); and individual attitudes such as the desire not to wear a helmet.

## Search for Evidence

Reviewers from the George Institute in Sydney, Australia, conducted the search for evidence, and the detailed search strategy can be found at: [www.thecommunityguide.org/mvoi/motorcyclehelmets/supportingmaterials/SShelmetlaws.html](http://www.thecommunityguide.org/mvoi/motorcyclehelmets/supportingmaterials/SShelmetlaws.html). Briefly, databases relevant to health or transportation were searched from database inception to August 2012. Reference lists of reviews and reports relevant to the current review were also searched. Two reviewers from the George Institute performed the initial screening and eliminated publications not evaluating motorcycle helmet laws. Reviewers from CDC's Community Guide Branch further screened the publications using the predetermined inclusion criteria listed below.

## Inclusion Criteria

Studies were included in the current review if they evaluated motorcycle helmet laws and also met the following criteria:

- published in English;
- published journal article or government report; and
- reported at least one outcome of interest.

## Assessing and Summarizing the Body of Evidence on Effectiveness

**Study abstraction.** Each study meeting the inclusion criteria was independently abstracted by two reviewers. Reviewers from the George Institute developed abstraction forms by adapting guidelines from the Cochrane Effective Practice and Organization of Care group.<sup>10</sup> Information on intervention components, population demographics, and outcomes was gathered using these forms. Uncertainties and disagreements were reconciled by consensus among review team members.

**Risk of bias assessment.** The team evaluated each study's risk of bias using templates adapted from the Cochrane Effective Practice and Organization of Care group<sup>10</sup>: Were data analyzed properly? Was the intervention independent of other changes? Were sufficient data points used for reliable statistical inference? Was the intervention unlikely to affect data collection? Was

primary outcome assessment blinded? Was the data set complete? Were primary outcome measures reliable?

Studies could be of high, low, or unclear risk for each of these criteria. Quality of each included study was assessed by two reviewers independently, and uncertainties and disagreements were resolved by consensus.

**Outcomes of interest.** Outcomes commonly used to evaluate the impact of helmet laws were identified and abstracted for this review, including helmet use, total fatal and non-fatal injuries, and fatal and non-fatal injury rates. The included studies used data sources such as the Fatality Analysis Reporting System from the National Highway Traffic Safety Administration, state highway safety departments' databases, and hospitals that admitted motorcyclists injured in motorcycle-related crashes. Total fatal or non-fatal injuries (with or without hospital admission) are direct measures of helmet law impact on a population and were commonly reported by the included studies. Total injury counts, however, are affected by the amount of motorcycle use ("riding exposure"), which could change in response to the presence or absence of UHLs. To account for this potential change, injury rates were collected or calculated from the included studies, including fatal and non-fatal injuries per registered motorcycle, traveled vehicle miles, or crashes. Outcomes that were less commonly reported but useful for answering the research questions were also collected, including injury severity and neck injuries.

**Analysis.** Helmet use was reported using percentage point (ppt) changes; for example, helmet use rate post-law change – helmet use rate pre-law change or helmet use rate in states with UHLs – helmet use rate in states without UHLs. All other outcomes were reported using relative percentage changes. Some studies (studies using panel design or the autoregressive integrated moving average model) provided calculated effect estimates as relative changes and no further calculation was needed. Effect estimates were calculated for all other studies. For studies examining impact of a law change, only the data points immediately before and after the law change were used to calculate effect estimates to minimize the effect of secular changes on the outcomes of interest.

For overall summary measures, the median of effect estimates from individual studies and the interquartile interval, which is the interval between the first and third quartiles, were calculated for each outcome. Strength of evidence on effectiveness was based on the number of studies, the quality of available evidence, consistency of results, and magnitude of effect estimates, per Community Guide standards.<sup>7,8</sup> Analyses of the data were completed in 2014.

## EVIDENCE SYNTHESIS

### Search Yield

A total of 262 potentially relevant articles were identified in the search for evidence, and 125 were candidates for inclusion. Forty-nine articles were excluded as they did not meet the inclusion criteria: Three papers<sup>11–13</sup> were not published in English, 11 papers<sup>14–24</sup> evaluated helmet laws in low- or middle-income countries, 20 papers<sup>25–44</sup> were not primary evaluations, and 15 papers<sup>45–59</sup> did not report on the outcomes of interest. Overall, 71 studies<sup>60–130</sup> with 78 study arms were included in the current review (Figure 1), with five studies<sup>131–135</sup> providing

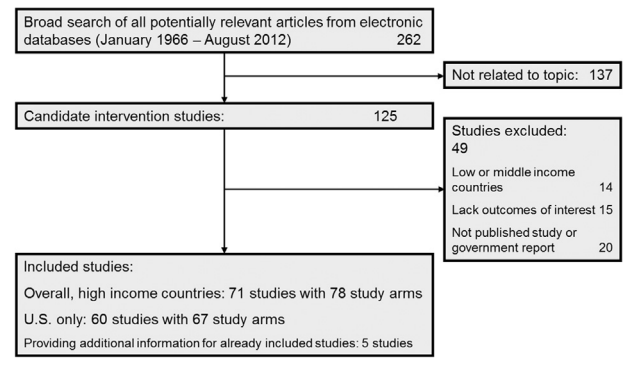


Figure 1. Search results.

additional information on already included studies. Of the 71 included studies, 60 studies<sup>60–66,68–72,74,76–79,81–90,92–106,108–116,120–122,125–130</sup> with 67 study arms evaluated helmet laws in the U.S. As mentioned above, this paper is solely focused on the U.S., and only U.S. data are reported in the following sections.

### Risk of Bias Assessment

Detailed assessment results can be found on the Community Guide website ([www.thecommunityguide.org/mvoi/motorcyclehelmets/supportingmaterials/ROB-helmetlaws.pdf](http://www.thecommunityguide.org/mvoi/motorcyclehelmets/supportingmaterials/ROB-helmetlaws.pdf)). All included studies were observational studies and no study performed blinded assessment of primary outcomes. Included studies obtained data from routine government and hospital reports, which were unlikely to be affected by helmet laws or law changes. Most included studies examined helmet laws or law changes that were independent of other traffic safety interventions.<sup>60–66,68–71,74,76–79,81–90,92–97,99–106,108–116,120–122,125–130</sup>

Some studies did not provide sufficient data points for reliable statistical inference,<sup>92,113,114,130</sup> had missing data,<sup>62,72,92</sup> or did not describe statistical methods.<sup>72,87,88,92,94,95,98,111,120,122,125,126,130</sup> Three studies<sup>99,122,126</sup> reported observed helmet use without describing study methods; outcome reliability could not be assessed.

### Study and Intervention Characteristics

Sixty studies<sup>60–66,68–72,74,76–79,81–90,92–106,108–116,120–122,125–130</sup> with 67 study arms evaluated motorcycle helmet laws in the U.S. These studies either evaluated law changes such as helmet law implementations (from no or partial laws to UHLs)<sup>60,71,74,78,88,89,94,95,99,101,103,104,109,116</sup> or repeals (from UHLs to partial or no laws),<sup>61,63,66,70–72,81–83,85,87,90,92,93,96,98,100,105,106,108,111,116,121,122,125–128</sup> or compared the impact of UHLs to partial or no helmet laws.<sup>62,64,65,68,69,76,77,79,84–86,96,97,102,106,110,112–115,120,129,130</sup> Study designs included in the review were panel,<sup>64,70,71,76,77,79,81,84–86,102,112,115,128</sup> time series or before–after with concurrent comparison groups,<sup>62,65,66,96,97,110,114,120,126,129</sup> interrupted time

series,<sup>61,74,78,103,105,121</sup> uncontrolled before–after,<sup>60,63,72,82,83,87–90,92–96,98–101,104,106,108,109,111,116,122,125,127</sup> and cross-sectional.<sup>68,69,106,113,114,130</sup> More detailed information can be found at: [www.thecommunityguide.org/mvoi/motorcyclehelmets/supportingmaterials/SET-helmetlaws.pdf](http://www.thecommunityguide.org/mvoi/motorcyclehelmets/supportingmaterials/SET-helmetlaws.pdf).

### Demographic Characteristics From Included Studies

Twenty-two studies<sup>60,63,65,68,69,78,82,83,87,89,90,95,96,99,101,104,108,110,113,125,127,129</sup> of the 60 from the U.S. reported population characteristics. The study population consisted of motorcycle riders and passengers observed for helmet use<sup>125</sup> or who sustained fatal or non-fatal injuries during motorcycle crashes.<sup>60,63,65,68,69,78,82,83,87,89,90,95,96,99,101,104,108,110,113,127,129</sup> Mean age of the study population was 36.5 years<sup>60,63,65,68,69,78,82,83,87,89,95,96,101,104,108,113,127</sup> and a median of 91% were male.<sup>60,63,65,68,69,78,82,83,87,89,90,95,96,99,101,104,108,110,113,125,127,129</sup>

### Outcomes

Impact of helmet laws was assessed through the following outcomes: helmet use, motorcycle crash–related fatal and non-fatal injuries, and injury rates. These outcomes were assessed and reported in three categories:

- law implementing: study arms evaluating the change in outcomes when states with no or partial helmet laws implemented UHLs;
- law repealing: study arms evaluating the change in outcomes when states repeal UHLs, changing to no or partial helmet laws; and
- law comparison: study arms comparing outcomes from states with UHLs to states with partial or no helmet laws.

The included studies reported many outcomes, almost all indicating substantial benefits associated with UHLs when compared to partial or no helmet law (Table 1). In the presence of UHL, there was higher prevalence of helmet use (Appendix Figure 2, available online); fewer fatal (Figure 2) and non-fatal injuries (Appendix Figure 3, available online); and lower injury rates. In the absence of UHL, there was lower prevalence of helmet use (Appendix Figure 4, available online); greater fatal (Figure 3) and non-fatal injuries (Appendix Figure 5, available online); and higher injury rates. Head-related fatal (Figures 2 and 3) or non-fatal injuries (Appendix Figures 3 and 5, available online) were especially affected by presence or absence of UHLs.

As of 2016, a total of 47 states in the U.S. had either UHLs or PHLs. The team performed additional analyses specifically to compare the laws' effectiveness; results are

summarized in Appendix Table 1 (available online). Results are similar to the overall findings that compared UHL to partial or no helmet laws (Table 1); states with UHLs, when compared with states with PHLs, have much higher helmet use and fewer fatal and non-fatal injuries.

The PHLs apply only to certain motorcycle operators. As of 2015, all 28 PHL states covered motorcyclists under a certain age (usually  $\leq 21$  years).<sup>6</sup> The team summarized youth-specific data (Table 1) to determine if PHLs protect this population; the results are described below.

### Impact of Universal Helmet Laws on Young Motorcyclists

**Helmet use.** Implementing UHLs<sup>99</sup> increased helmet use among young motorcyclists (aged  $< 21$  years) by an estimated 31 pct pts in one study, and repealing UHLs<sup>82,90,111,125,127</sup> decreased helmet use by a median of 17 pct pts (interquartile interval,  $-19$  to  $-3$  pct pts). Two<sup>96,106</sup> law comparison study arms with four effect estimates found that youth helmet use was a median of 42 pct pts (range, 31–59 pct pts) higher in states with UHLs when compared with states with partial or no laws.

**Fatal injuries.** Implementing UHLs<sup>95</sup> decreased fatalities among youth involved in motorcycle crashes by an estimated 48% in one study, and three others found that repealing UHLs<sup>90,125,127</sup> increased fatalities by a median of 125% (range, 116%–189%). One<sup>84</sup> law comparison study arm found that total fatal injuries were 31% lower in states with UHLs versus states with no laws.

**Fatality rates.** One study found that repealing UHLs<sup>90</sup> led to an increase of 97% in fatalities per traveled vehicle mile. One<sup>65</sup> study arm compared the impact of PHLs to no helmet law, and found no difference in fatalities per registered motorcycle between states with PHLs and states with no helmet law.

**Non-fatal injuries.** Compared with states with partial or no laws, young motorcyclists (aged  $< 21$  years) in states with UHLs experienced 8% higher motorcycle crash–related hospitalization<sup>68</sup> but 12% lower motorcycle crash–related hospitalization due to non-fatal head injuries.<sup>129</sup>

## DISCUSSION

In 2013, an estimated 1,630 lives were saved by motorcycle helmets in the U.S., and an additional 715 lives could have been saved if all motorcyclists were wearing helmets.<sup>136</sup> Over the past few decades, however, the trend in the U.S. has been to repeal UHLs. The arguments made by opponents of UHLs include that helmet use should be a personal choice instead of state policy, helmet effectiveness is not certain, and data on helmet law

**Table 1.** Impact of UHLs on Helmet Use and Fatal and Non-fatal Injuries

Outcome	Law implementing <sup>a</sup>		Law repealing <sup>b</sup>		Law comparison <sup>c</sup>	
	No. of study arms	Median (IQI/range) <sup>d</sup>	No. of study arms	Median (IQI/range) <sup>d</sup>	No. of study arms	Median (IQI/range) <sup>d</sup>
Helmet use, absolute change	9 <sup>e,60,78,88,89,94,99,101,103,104</sup>	49 pct pts (42 to 58 pct pts)	21 <sup>e,61,63,72,83,87,90,92,93,96,100,106,108,111,116,122,125,126</sup>	-41 pct pts (-48 to -31 pct pts)	6 <sup>96,106,110,113,114,130</sup>	53 pct pts (51 to 60 pct pts)
Fatalities, relative change (total, head-related, rates)						
Total	10 <sup>f,60,71,74,78,89,98,99,104,109,111</sup>	-32% (-52% to -26%)	20 <sup>f,63,66,72,81,82,87,93,98,100,105,108,111,122,125,126,128</sup>	42% (26% to 67%)	7 <sup>76,77,79,86,112,115,120</sup>	-24% (-29% to -22%)
Head-related	5 <sup>f,60,74,89,99,109</sup>	-51% (-55% to -43%)	2 <sup>f,72,100</sup>	6% and 65%	1 <sup>120</sup>	-47%
Fatalities per registered motorcycle	9 <sup>f,60,89,98,103,104,109,111,114,116</sup>	-29% (-45% to -20%)	18 <sup>f,63,72,82,85,92,93,96,98,100,105,108,111,116,121,125,126</sup>	24% (9% to 42%)	7 <sup>64,79,85,86,97,102,120</sup>	-12% (-15% to -4%)
Fatalities per vehicle mile travelled	—	—	3 <sup>61,105,125</sup>	23% (14% to 38%)	2 <sup>86,97</sup>	-27% and -22%
Fatalities per crash	4 <sup>78,98,109,116</sup>	-15% (-29% to -4%)	12 <sup>63,70,72,82,87,90,93,98,100,116,122,125</sup>	23% (1% to 36%)	1 <sup>120</sup>	-14%
Fatality rate, head, per registered motorcycle	1 <sup>109</sup>	-41%	2 <sup>72,100</sup>	-5% and 25%	1 <sup>120</sup>	-17%
Fatality rate, head, per crash	1 <sup>109</sup>	-22%	5 <sup>72,100,106</sup>	60% (12% to 362%)	1 <sup>120</sup>	-27%
Injuries, relative change (total, head-related, rates)						
Total	7 <sup>g,74,88,89,95,101,104,109</sup>	-32% (-39% to -15%)	10 <sup>g,63,82,83,93,100,111,122,125,126</sup>	41% (19% to 61%)	1 <sup>76</sup>	-20%
Head-related	4 <sup>g,74,88,89,95</sup>	-54% (-49% to -59%)	4 <sup>g,72,100,111,127</sup>	74% (53% to 83%)	3 <sup>62,68,129</sup>	-27% (-12% to -44%)
Injuries per registered motorcycle	4 <sup>g,95,103,104,109</sup>	-24% (-28% to -9%)	9 <sup>g,63,92,93,100,111,121,125,126</sup>	8% (0% to 38%)	—	—

(continued on next page)

**Table 1.** Impact of UHLs on Helmet Use and Fatal and Non-fatal Injuries (*continued*)

Outcome	Law implementing <sup>a</sup>		Law repealing <sup>b</sup>		Law comparison <sup>c</sup>	
	No. of study arms	Median (IQI/range) <sup>d</sup>	No. of study arms	Median (IQI/range) <sup>d</sup>	No. of study arms	Median (IQI/range) <sup>d</sup>
Injuries per vehicle mile travelled	—	—	1 <sup>125</sup>	—8%	—	—
Injuries per crash	1 <sup>109</sup>	-1%	7 <sup>63,83,93,100,122,125,127</sup>	-1% (-8% to 35%)	—	—
Head-related injuries per registered motorcycle	1 <sup>95</sup>	-44%	3 <sup>100,111,127</sup>	31% (29% to 39%)	—	—
Head-related injuries per crash	—	—	4 <sup>100,111,127</sup>	50% (33% to 105%)	—	—
Youth						
Helmet use, absolute change	1 <sup>99</sup>	31 pct pts	5 <sup>82,90,111,125,127</sup>	-17 pct pts (-19 to -3 pct pts)	2 <sup>96,106</sup> (4 effect estimates)	42 pct pts (31 to 59 pct pts)
Fatalities, relative change						
Total	1 <sup>95</sup>	-48%	3 <sup>90,125,127</sup>	125% (116% to 189%)	1 <sup>84</sup>	-31%
Fatalities per vehicle mile travelled	—	—	1 <sup>90</sup>	97%	—	—
Injuries, relative change						
Total	—	—	—	—	1 <sup>68</sup>	8%
Head-related	—	—	—	—	1 <sup>129</sup>	-12%

<sup>a</sup>UHLs replaced partial or no helmet laws.

<sup>b</sup>Partial or no helmet laws replaced UHLs.

<sup>c</sup>UHLs versus partial or no helmet laws.

<sup>d</sup>IQIs calculated with  $\geq 5$  studies; otherwise ranges reported.

<sup>e</sup>Appendix Figures 2 and 4 (available online).

<sup>f</sup>Figures 2 and 3.

<sup>g</sup>Appendix Figures 3 and 5 (available online).

IQI, interquartile interval; pct pts, percentage points; UHL, universal helmet law.

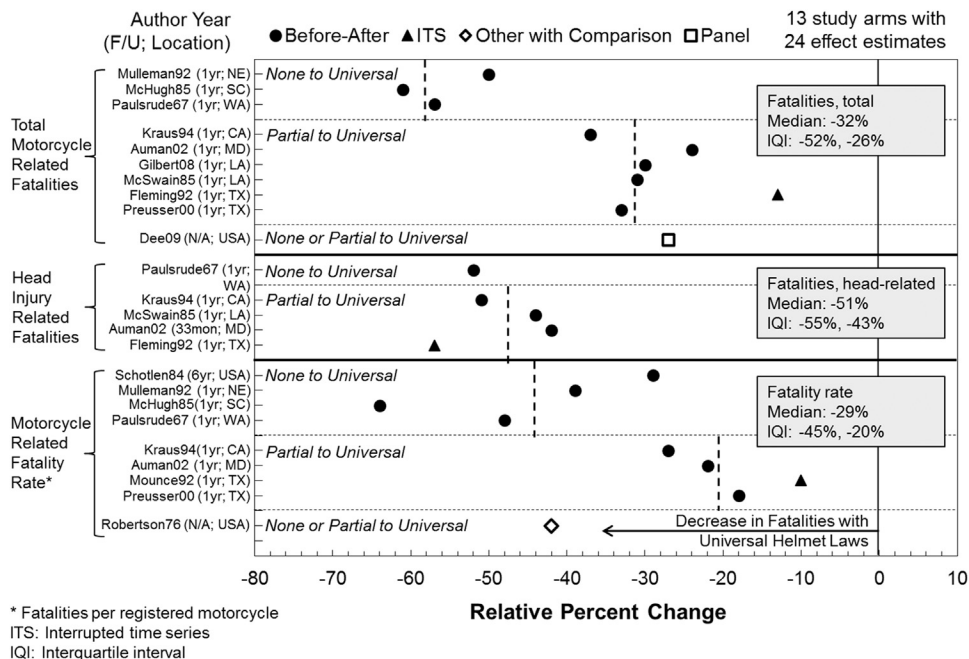


Figure 2. Impact of implementing UHLs on fatality outcomes. UHL, universal helmet law.

effectiveness are inconclusive. Individual rights are an important consideration for policymakers, but are beyond the scope of the current review. Evidence from the present review complements the Cochrane systematic review and demonstrates the effectiveness of UHLs.

Michigan was the latest state to repeal its UHL in April 2012, and evaluations of this law change were published recently. Two reports found that the repeal resulted in decreased helmet use,<sup>137</sup> increased fatalities and fatalities per crash,<sup>137</sup> and increased medical care costs to the

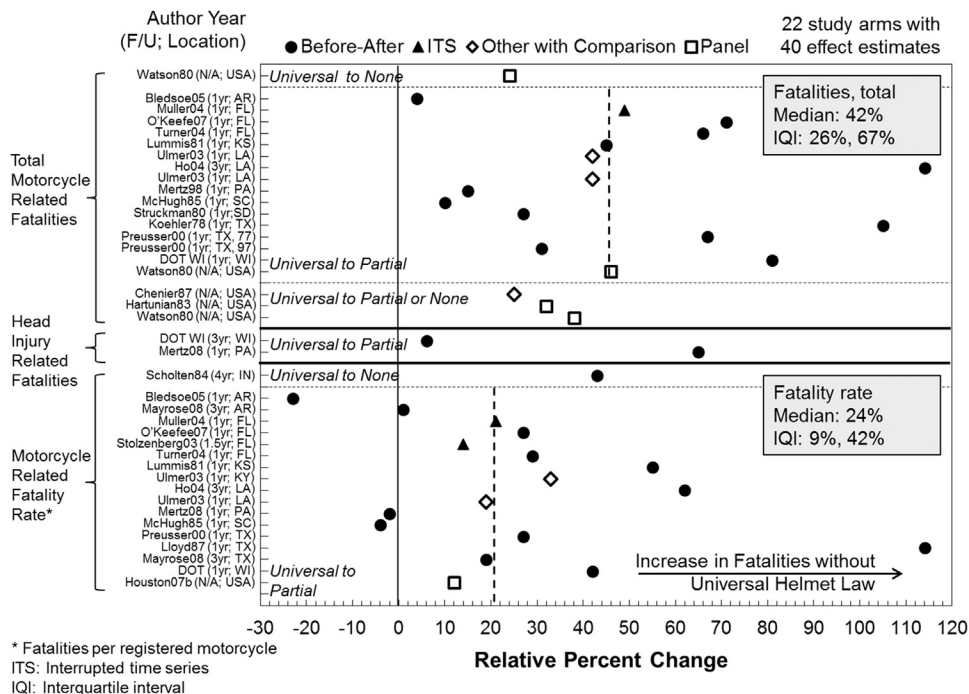


Figure 3. Impact of repealing UHLs on fatality outcomes. UHL, universal helmet law.

state,<sup>138</sup> consistent with the findings from the current review.

In addition to being more effective than PHLs, UHLs are easier to enforce. The characteristics specified in PHLs (e.g., age, experience, level of medical insurance) are not easily evaluated by law enforcement officers monitoring traffic. By contrast, UHLs apply to all motorcycle operators and passengers, making anyone riding without a helmet easily identifiable.

Currently, all PHLs in the U.S. cover young motorcyclists, usually aged <18 years.<sup>6</sup> Evidence from the present review shows that any protection provided by PHLs is small in comparison to that provided by UHLs.

In 2013, approximately 9% of U.S. motorcyclists wore unapproved helmets.<sup>4</sup> The U.S. Department of Transportation requires that all motorcycle helmets sold in the U.S. meet Federal Motor Vehicle Safety Standard 218. This standard defines minimum performance levels that helmets must meet to protect the head and brain in the event of a crash, including factors such as inner liner thickness, weight of helmet, and chin strap sturdiness. A recent study<sup>139</sup> in California reported that motorcycle riders wearing novelty helmets (defined as half-helmet not meeting the Department of Transportation standard) were almost three times more likely to suffer from head injuries when compared with riders wearing full-face helmets. As of 2015, a total of 12 states with UHLs and 16 states with PHLs require the use of Department of Transportation–approved helmets.<sup>6</sup> Training traffic law enforcement officers in these states to recognize unapproved helmets, and thereby enforce existing laws, may improve helmet law effectiveness.

Although UHLs increase helmet use and reduce fatal and non-fatal injuries, they do not prevent motorcycle-related crashes. Policies that are effective in reducing overall motor vehicle crashes could be relevant to motorcycle safety, such as reducing alcohol-impaired driving and reducing speeding.<sup>140</sup>

### Limitations

This body of evidence included a wide range of study designs. Even though each design comes with unique risks of bias, effect estimates across multiple study types, population groups, and outcome measures were remarkably consistent within the context of this review, and with independent estimates of efficacy of helmet use,<sup>3</sup> demonstrating robustness of findings.

Total motorcycle-related fatal or non-fatal injuries are widely used measures of helmet law effectiveness. These total injury counts, however, are affected by the amount of motorcycle use (“riding exposure”), which could change in response to the presence or absence of UHLs. Many included studies attempted to account for driving

exposure by dividing total counts of fatal and non-fatal injuries by the number of registered motorcycles, traveled vehicle miles, or crashes. Regardless of the specific measure used, UHLs were shown to be more effective than PHLs or no law in reducing fatal and non-fatal injuries.

### Applicability

The current review focused on motorcycle helmet laws in the U.S. Some of the included studies performed stratified analyses based on certain demographic characteristics. Evidence showed that UHLs were effective for male and female motorcyclists in increasing helmet use,<sup>90,96,99</sup> decreasing fatal and non-fatal injuries,<sup>81,90,127</sup> and decreasing fatalities per crash.<sup>90</sup> Compared with motorcycle operators, passengers usually had a lower prevalence of helmet use irrespective of the helmet law,<sup>90,94,99,106</sup> though implementing UHLs increased helmet use<sup>94,99</sup> and reduced fatal injuries<sup>88,89,99</sup> for both operators and passengers. When UHLs were repealed, passengers experienced greater decreases in helmet use<sup>90</sup> and greater increases in total fatal injuries and fatal injuries per crash.<sup>90</sup> Two studies compared helmet law effectiveness in rural versus urban areas and found that implementing UHLs reduced fatal injuries in both settings<sup>60</sup> and repealing UHLs increased fatal and non-fatal injuries in urban settings.<sup>122</sup>

The UHLs were effective across age groups in increasing helmet use<sup>90,96,99,106,125</sup> and decreasing overall fatal injuries<sup>81,90,95,125</sup> and fatal injuries per crash.<sup>90</sup> Young motorcyclists, when compared with their older counterparts, experienced larger decreases in fatal injuries when UHLs were implemented<sup>95</sup> and larger increases in total fatal injuries and fatal injuries per crash when UHLs were repealed.<sup>90,125</sup>

### Other Benefits or Harms

No additional benefits of motorcycle helmet laws were identified in the included studies or in the broader literature.

Although one of the postulated harms associated with helmet use is increased risk of neck injuries, the ten included study arms<sup>62,68,69,82,89,99,103,104,109,127</sup> that assessed this outcome found that fatal and non-fatal neck injuries accounted for a very small proportion of motorcycle-related injuries (median, 1.8%; interquartile interval, 0.2%–3.2%) and the type of helmet law had no noticeable effect on neck injury prevalence. One study arm found that implementing a UHL resulted in a reduction of 0.5 pct pts in neck injury–related fatalities.<sup>99</sup> Studies reporting non-fatal injuries found little difference in the prevalence of neck injuries between states with UHLs and states with PHLs or no law (median, –0.6 pct



pts; range, -0.6 to 0.1 pct pts),<sup>62,68,69</sup> and minimal changes in prevalence of neck injuries when UHLs were repealed (0.1–0.2 pct pts)<sup>82,127</sup> or implemented (median, 0.0 pct pts; range, -0.3 to 0.6 pct pts).<sup>89,103,104,109</sup>

Other postulated harms of helmet use include hearing or vision impairment, though evidence from laboratory and field research does not show much support for these claims.<sup>141</sup> Finally, some researchers have raised concerns about risk compensation, postulating that riders wearing helmets feel safer and increase their risk-taking behaviors (reviewed by Hedlund<sup>142</sup> in 2000). Evidence on this issue is limited, though authors of one study analyzed data from on-scene, in-depth investigations of motorcycle-related crashes in Los Angeles and concluded that helmet use was not associated with riskier behaviors.<sup>143</sup>

### Evidence Gaps

Although substantial evidence shows UHLs are effective across population groups and settings, research gaps remain. Future studies could examine the role of enforcement on helmet law effectiveness, particularly in regard to the use of unapproved helmets.

More research is needed to better understand the impact of helmet laws on riders of low-powered motorized cycles (e.g., scooters, mopeds) that have been gaining popularity, especially in urban settings. In 2016, all types of low-powered cycles were covered in 12 of 19 states with UHLs and 11 of 28 states with PHLs; the remaining states with helmet laws covered motorized cycles above certain thresholds, such as engine displacement greater than 50 cc or those designed to go faster than 30 mph.<sup>6</sup>

### CONCLUSIONS

Overall, UHLs are much more effective than partial or no helmet laws in increasing helmet use and reducing fatal and non-fatal motorcycle crash injuries. U.S. states that repealed UHLs and replaced them with PHLs or no law consistently experienced substantial decreases in helmet use and increases in fatal and non-fatal injuries. States that implemented UHLs in place of PHLs or no law consistently experienced substantial increases in helmet use and decreases in fatal and non-fatal injuries. PHLs exist in 29 states in the U.S., and a separate analysis was conducted to compare only UHLs and PHLs (Appendix Table 1, available online), with results nearly identical to the overall analysis that compared UHLs to partial or no helmet laws (Table 1). These findings are generally applicable to all motorcyclists, irrespective of age and gender, in both rural and urban settings.

Studies included in the current review assessed impact of motorcycle helmet laws using a diverse set of outcomes. Many studies attempted to account for potential

changes in motorcycle use by providing fatal and non-fatal injuries per registered motorcycle, traveled vehicle mile, or crash. Compared with total count results, these rate results were smaller in magnitude but still demonstrate that UHLs were more effective in reducing fatal and non-fatal injuries than PHLs or no law. Because helmets protect the cranial region, helmet laws can be expected to have a greater impact on head-related fatal and non-fatal injuries than overall fatal and non-fatal injuries; results from the current review confirm this hypothesized relationship.

### ACKNOWLEDGMENTS

The authors acknowledge the late David Preusser (Preusser Research Group) for his invaluable contribution to this review. Kate W. Harris, from the Community Guide Branch, Centers for Disease Control and Prevention, provided input at various stages of the review and the development of the manuscript.

The findings and conclusions in this report are those of the authors and do not necessarily represent the official position of the Centers for Disease Control and Prevention.

The work of Cristian Dumitru, Ramona Finnie, Gibril Njie, Yanan Peng, Jeffrey Reynolds, and Namita Vaidya was supported with funds from the Oak Ridge Institute for Science and Education.

No financial disclosures were reported by the authors of this paper.

### SUPPLEMENTAL MATERIAL

Supplemental materials associated with this article can be found in the online version at

<https://www.thecommunityguide.org/sites/default/files/assets/mvoi-ajpm-app-universalthelmets.pdf>.

### REFERENCES

1. National Center for Statistics and Analysis. *Motorcycles: 2013 data*. Washington, DC: National Highway Traffic Safety Administration, 2015 Report No.: DOT HS 812 148.
2. Government Accountability Office. *Motorcycle Safety: Increasing Federal Funding Flexibility and Identifying Research Priorities Would Help Support States' Safety Efforts*. Washington, DC: U.S. GAO, 2012: 13–42.
3. Liu B, Ivers R, Norton R, Boufous S, Blows S, Lo S. Helmets for preventing injury in motorcycle riders. *Cochrane Database Syst Rev*. 2008(1):CD004333. <http://dx.doi.org/10.1002/14651858.cd004333.pub3>.
4. Pickrell TM, Liu C. *Motorcycle helmet use in 2013—overall results*. Washington, DC: National Highway Traffic Safety Administration; 2014 Report No.: DOT HS 812 010.
5. Pickrell TM, Ye TJ. *Motorcycle helmet use in 2012—overall results*. Washington, DC: National Highway Traffic Safety Administration; 2013 Report No.: DOT HS 811 759.
6. Insurance Institute for Highway Safety. *Motorcycle helmet use*. [www.iihs.org/topics/laws/helmetuse?topicName=motorcycles](http://www.iihs.org/topics/laws/helmetuse?topicName=motorcycles). Published 2016. Accessed March 25, 2016.
7. Briss PA, Zaza S, Pappaioanou M, et al. Developing an evidence-based Guide to Community Preventive Services—methods. The Task Force on Community Preventive Services. *Am J Prev Med*. 2000;18(1) (suppl):35–43. [http://dx.doi.org/10.1016/S0749-3797\(99\)00119-1](http://dx.doi.org/10.1016/S0749-3797(99)00119-1).

8. Zaza S, Wright-De Aguerro LK, Briss PA, et al. Data collection instrument and procedure for systematic reviews in the Guide to Community Preventive Services. *Am J Prev Med*. 2000;18(1)(suppl):44–74. [http://dx.doi.org/10.1016/S0749-3797\(99\)00122-1](http://dx.doi.org/10.1016/S0749-3797(99)00122-1).
9. Fitzwater A, Perry H. The truth about helmet laws. [www.ncrider.com/Truth\\_About\\_Helmet\\_Laws\\_v1\\_10-22-04.htm](http://www.ncrider.com/Truth_About_Helmet_Laws_v1_10-22-04.htm). Accessed February 16, 2016.
10. Effective Practice and Organization of Care (EPOC). EPOC resources for review authors. Oslo: Norwegian Knowledge Center for the Health Services. <http://epoc.cochrane.org/epoc-specific-resources-review-authors>. Published 2015. Accessed February 16, 2016.
11. La Torre G. Epidemiology of scooter accidents in Italy: the effectiveness of mandatory use of helmets in preventing incidence and severity of head trauma [in Italian]. *Recenti Prog Med*. 2003;94(1):1–4.
12. Marchi AG, Messi G, Porebski E, Loschi L. Evaluation of the usefulness of the motorcycle helmet in adolescents in Trieste [in Italian]. *Minerva Pediatr*. 1989;41(6):329–333.
13. Tributsch W, Rabl W, Ambach E. Fatal accidents of motorcycle riders. Comparison of the craniocervical injury picture before and following introduction of the legally sanctioned protective helmet rule [in German]. *Beit Gerichl Med*. 1989;47:625–630.
14. Asogwa SE. The crash helmet legislation in Nigeria: a before-and-after study. *Accid Anal Prev*. 1980;12(3):213–216. [http://dx.doi.org/10.1016/0001-4575\(80\)90021-4](http://dx.doi.org/10.1016/0001-4575(80)90021-4).
15. De Andrade SM, Soares DA, Matsuo T, Lopes C, Liberatti B, Iwakura MLH. Road injury-related mortality in a medium-sized Brazilian city after some preventive interventions. *Traffic Inj Prev*. 2008;9(5):450–455. <http://dx.doi.org/10.1080/15389580802272831>.
16. Elia SM, Humphreys RM. *A Question of Safety: A Preliminary Study: A Critique and Proposal for Study of Motor Cycle Helmet Use in Khon Kaen, Thailand*. Brisbane, Australia: University of Queensland; 1999.
17. Espitia-Hardeman V, Velez L, Gutierrez-Martinez MI, Espinosa-Vallin R, Concha-Eastman A. Impact of interventions directed toward motorcyclist death prevention in Cali, Colombia: 1993–2001 [in Spanish]. *Salud Publica Mex*. 2008;50(suppl 1):S69–S77. <http://dx.doi.org/10.1590/S0036-36342008000700011>.
18. Falope IA. Motorcycle accidents in Nigeria. A new group at risk. *West Afr J Med*. 1991;10(2):187–189.
19. Ichikawa M, Chadbunchachai W, Marui E. Effect of the helmet act for motorcyclists in Thailand. *Accid Anal Prev*. 2003;35:183–189. [http://dx.doi.org/10.1016/S0001-4575\(01\)00102-6](http://dx.doi.org/10.1016/S0001-4575(01)00102-6).
20. Law TH, Noland RB, Evans AW. Factors associated with the relationship between motorcycle deaths and economic growth. *Accid Anal Prev*. 2009;41(2):234–240. <http://dx.doi.org/10.1016/j.aap.2008.11.005>.
21. Liberatti CLB, Andrade SM, Soares DA. The new Brazilian traffic code and some characteristics of victims in southern Brazil. *Inj Prev*. 2001;7(3):190–193. <http://dx.doi.org/10.1136/ip.7.3.190>.
22. Panichaphongse V, Watanakajorn T, Kasantikul V. Effects of helmet-use law on death from motorcycle accidents. *J Med Assoc Thai*. 1995;78(10):521–525.
23. Passmore J, Tu NTH, Luong M, Chinh N, Nam N. Impact of mandatory motorcycle helmet wearing legislation on head injuries in Viet Nam: results of a preliminary analysis. *Traffic Inj Prev*. 2010;11(2):202–206. <http://dx.doi.org/10.1080/15389580903497121>.
24. Supramaniam V, van Belle G, Sung JFC. Fatal motorcycle accidents and helmet laws in Peninsular Malaysia. *Accid Anal Prev*. 1984;16(3):157–162. [http://dx.doi.org/10.1016/0001-4575\(84\)90009-5](http://dx.doi.org/10.1016/0001-4575(84)90009-5).
25. Adams J. Public safety legislation and the risk compensation hypothesis: the example of motorcycle helmet legislation. *Environ Plann C Gov Policy*. 1983;1(2):193–230. <http://dx.doi.org/10.1068/c010193>.
26. Balmer H. *Analysis of the Mandatory Motorcycle Helmet Issue*. Harrisburg, PA: Governor's Traffic Safety Council; 1977.
27. Berkowitz A. *The Effect of the Motorcycle Helmet Usage on Head Injuries and the Effect of Usage Laws on Helmet Wearing Rates*. Washington, DC: National Highway Traffic Safety Administration, 1979.
28. Bledsoe G. Arkansas and the motorcycle helmet law. *J Ark Med Soc*. 2004;100(12):430–433.
29. Espitia V, Concha-Eastman A, Espinosa R, Gutierrez M. Characteristics of motorcycle drivers deaths after the implementation of a compulsory law for helmet use. Paper presented at: 6th World Conference on Injury Prevention and Control; 2002; Ontario, Canada.
30. Government Accountability Office. *Highway Safety: Motorcycle Helmet Laws Save Lives and Reduce Costs to Society*. Washington, DC: U.S. GAO; 1991.
31. Knudson MM, Schermer C, Speetzen L. Motorcycle helmet laws: every surgeon's responsibility. *J Am Coll Surg*. 2004;199(2):261–264. <http://dx.doi.org/10.1016/j.jamcollsurg.2004.03.020>.
32. Kruse T, Nordoft EL, Weeth R. The effect of mandatory crash helmet use for moped riders in Denmark. Paper presented at: 22nd Annual Conference of the American Association for Automotive Medicine; 1978; Morton Grove, IL.
33. Lin DY, Lin PC. Study on motorcycle traffic safety in Taiwan area. Paper presented at: Third Conference of Road Engineering Association of Asia and Australasia. 1981; Taipei, Taiwan.
34. Lin M-R, Kraus J. A review of risk factors and patterns of motorcycle injuries. *Accid Anal Prev*. 2009;41(4):710–722. <http://dx.doi.org/10.1016/j.aap.2009.03.010>.
35. Lowenstein SR, Koziol McLain J, Glazner J. The Colorado motorcycle safety survey: public attitudes and beliefs. *J Trauma*. 1997;42(6):1124–1128. <http://dx.doi.org/10.1097/00005373-199706000-00024>.
36. McSwain NE, Belles A. Motorcycle helmets—medical costs and the law. *J Trauma*. 1990;30(10):1189–1197. <http://dx.doi.org/10.1097/00005373-199010000-00002>.
37. McSwain NE, Petrucelli E. Medical consequences of motorcycle helmet nonusage. *J Trauma*. 1984;24(3):233–236. <http://dx.doi.org/10.1097/00005373-198403000-00009>.
38. Mersky A, Eberhardt M, Overfield P, Melanson S, Stoltzfus J, Prestosh J. The effect of the repeal of the Pennsylvania helmet law on the severity of head and neck injuries sustained in motorcycle accidents. *Ann Emerg Med*. 2009;54(3):S94. <http://dx.doi.org/10.1016/j.annemergmed.2009.06.332>.
39. Muller A. Weakening of Florida's motorcycle helmet law: the first thirty months. Paper presented at: 132nd American Public Health Association Annual Meeting; 2004 Washington, DC.
40. O'Neill B, Kyrychenko S. Use and misuse of motor-vehicle crash death rates in assessing highway-safety performance. *Traffic Inj Prev*. 2006;7(4):307–318. <http://dx.doi.org/10.1080/15389580600832661>.
41. Rollberg CA. The mandatory motorcycle helmet law issue in Arkansas: the cost of repeal. *J Ark Med Soc*. 1990;86(8):312–316.
42. Russo PK. Easy rider—hard facts: motorcycle helmet laws. *N Engl J Med*. 1978;299(19):1074–1076. <http://dx.doi.org/10.1056/NEJM197811092991915>.
43. Thoma T. National Highway Traffic Safety Administration (NHTSA) Notes: An analysis of motorcycle helmet use in fatal crashes. *Ann Emerg Med*. 2009;53(4):501. <http://dx.doi.org/10.1016/j.annemergmed.2009.01.029>.
44. Vaca F. Commentary: motorcycle helmet law repeal: when will we learn ... or truly care to learn? *Ann Emerg Med*. 2006;47(2):204–206. <http://dx.doi.org/10.1016/j.annemergmed.2005.12.007>.
45. Chiu W. The motorcycle helmet law in Taiwan. *JAMA*. 1995;274(12):941–942. <http://dx.doi.org/10.1001/jama.1995.03530120033027>.
46. Chiu W, Chu S, Chang C, Lui T, Chiang Y. Implementation of a motorcycle helmet law in Taiwan and traffic deaths over 18 years. *JAMA*. 2011;306(3):267–268. <http://dx.doi.org/10.1001/jama.2011.989>.
47. Chiu W, Huang S, Tsai S, et al. The impact of time, legislation, and geography on the epidemiology of traumatic brain injury.

- J Clin Neurosci.* 2007;14(10):930–935. <http://dx.doi.org/10.1016/j.jocn.2006.08.004>.
48. Dalkie H, Mulligan GWN. *The Impact of Bill 60: A Study to Evaluate the Effectiveness of Mandatory Seat Belt and Motorcycle Helmet Use Legislation in Manitoba*. Manitoba, Canada: University of Manitoba; 1985.
  49. Heilman DR, Weisbuch JB, Blair RW, Graf LL. Motorcycle-related trauma and helmet usage in North Dakota. *Ann Emerg Med.* 1982;11(12):659–664. [http://dx.doi.org/10.1016/S0196-0644\(82\)80258-8](http://dx.doi.org/10.1016/S0196-0644(82)80258-8).
  50. Iowa Department of Transportation. *Iowa Motorcycle Accidents 1974-1976*. Iowa: Office of Safety Programs, Iowa Department of Transportation; 1978.
  51. Jamieson KG, Kelly D. Crash helmets reduce head injuries. *Med J Aust.* 1973;2(17):806–809.
  52. Muller A. Evaluation of the costs and benefits of motorcycle helmet laws. *Am J Public Health.* 1980;70(6):586–592. <http://dx.doi.org/10.2105/AJPH.70.6.586>.
  53. Offner PJ, Rivara FP, Maier RV. The impact of motorcycle helmet use. *J Trauma Acute Care Surg.* 1992;32(5):636–642. <http://dx.doi.org/10.1097/00005373-199205000-00016>.
  54. Peek-Asa C, McArthur DL, Kraus JF. The prevalence of non-standard helmet use and head injuries among motorcycle riders. *Accid Anal Prev.* 1999;31(3):229–233. [http://dx.doi.org/10.1016/S0001-4575\(98\)00071-2](http://dx.doi.org/10.1016/S0001-4575(98)00071-2).
  55. Pileggi C, Bianco A, Nobile CGA, Angelillo IF. Risky behaviors among motorcycling adolescents in Italy. *J Pediatr.* 2006;148(4):527–532. <http://dx.doi.org/10.1016/j.jpeds.2005.11.017>.
  56. Richardson H. A motorcycle safety helmet study. Washington, DC: National Highway Traffic and Safety Administration, 1974: 137.
  57. Schuchmann JA. Motorcycle helmet laws—legislative frivolity or common sense. *Tex Med.* 1988;84(2):34–35.
  58. Tsauo J-Y, Hwang J-S, Chiu W-T, Hung C-C, Wang J-D. Estimation of expected utility gained from the helmet law in Taiwan by quality-adjusted survival time. *Accid Anal Prev.* 1999;31(3):253–263. [http://dx.doi.org/10.1016/S0001-4575\(98\)00078-5](http://dx.doi.org/10.1016/S0001-4575(98)00078-5).
  59. Weisbuch JB. The prevention of injury from motorcycle use: epidemiologic success, legislative failure. *Accid Anal Prev.* 1987;19(1):21–28. [http://dx.doi.org/10.1016/0001-4575\(87\)90014-5](http://dx.doi.org/10.1016/0001-4575(87)90014-5).
  60. Auman KM, Kufera JA, Ballesteros MF, Smialek JE, Dischinger PC. Autopsy study of motorcyclist fatalities: the effect of the 1992 Maryland Motorcycle Helmet Use Law. *Am J Public Health.* 2002;92(8):1352–1355. <http://dx.doi.org/10.2105/AJPH.92.8.1352>.
  61. Bavon A, Standerfer C. The effect of the 1997 Texas motorcycle helmet law on motorcycle crash fatalities. *South Med J.* 2010;103(1):11–17. <http://dx.doi.org/10.1097/SMJ.0b013e3181c35653>.
  62. Berkowitz A. Evaluation of state motorcycle helmet laws using the national electronic injury surveillance system. Washington, DC: National Highway Traffic Safety Administration, 1981: 062.
  63. Bledsoe G, Li G. Trends in Arkansas motorcycle trauma after helmet law repeal. *South Med J.* 2005;98(4):436–440. <http://dx.doi.org/10.1097/01.SMJ.0000154309.83339.C0>.
  64. Branas CC, Knudson MM. Helmet laws and motorcycle rider death rates. *Accid Anal Prev.* 2001;33(5):641–648. [http://dx.doi.org/10.1016/S0001-4575\(00\)00078-6](http://dx.doi.org/10.1016/S0001-4575(00)00078-6).
  65. Brooks E, Naud S, Shapiro S. Are youth-only motorcycle helmet laws better than none at all? *Am J Forensic Med Pathol.* 2010;31(2):5. <http://dx.doi.org/10.1097/PAF.0b013e3181c6beab>.
  66. Chenier TC, Evans L. Motorcyclist fatalities and the repeal of mandatory helmet wearing laws. *Accid Anal Prev.* 1987;19(2):133–139. [http://dx.doi.org/10.1016/0001-4575\(87\)90032-7](http://dx.doi.org/10.1016/0001-4575(87)90032-7).
  67. Chiu W-T, Kuo C-Y, Hung C-C, Chen M. The effect of the Taiwan motorcycle helmet use law on head injuries. *Am J Public Health.* 2000;90(5):793–796. <http://dx.doi.org/10.2105/AJPH.90.5.793>.
  68. Coben JH, Steiner CA, Miller TR. Characteristics of motorcycle-related hospitalizations: comparing states with different helmet laws. *Accid Anal Prev.* 2007;39(1):190–196. <http://dx.doi.org/10.1016/j.aap.2006.06.018>.
  69. Dao H, Lee J, Kermani R, et al. Cervical spine injuries and helmet laws: a population-based study. *J Trauma Acute Care Surg.* 2012;72(3):638–641. <http://dx.doi.org/10.1097/TA.0b013e318243d9ca>.
  70. de Wolf V. The effect of helmet law repeal on motorcycle fatalities. Washington, DC: National Highway Traffic Safety Administration, 1986: 065.
  71. Dee TS. Motorcycle helmets and traffic safety. *J Health Econ.* 2009;28(2):398–412. <http://dx.doi.org/10.1016/j.jhealeco.2008.12.002>.
  72. Wisconsin Department of Transportation. *Wisconsin Motorcycle Helmet Law: A Before and After Study of Helmet Law Repeal*. Wisconsin: Wisconsin Department of Transportation, 1981.
  73. Ferrando J, Plasencia A, Orós M, Borrell C, Kraus JF. Impact of a helmet law on two wheel motor vehicle crash mortality in a southern European urban area. *Inj Prev.* 2000;6(3):184–188. <http://dx.doi.org/10.1136/ip.6.3.184>.
  74. Fleming NS, Becker ER. The impact of the Texas 1989 motorcycle helmet law on total and head-related fatalities, severe injuries, and overall injuries. *Med Care.* 1992;30(9):832–845. <http://dx.doi.org/10.1097/00005650-199209000-00007>.
  75. Foldvary L, Lane J. The effect of compulsory safety helmets on motorcycle accident fatalities. *Aust Road Res.* 1964:18.
  76. French M, Gumus G, Homer J. Public policies and motorcycle safety. *J Health Econ.* 2009;28(4):831–838. <http://dx.doi.org/10.1016/j.jhealeco.2009.05.002>.
  77. French M, Gumus G, Homer J. Motorcycle fatalities among out-of-state riders and the role of universal helmet laws. *Soc Sci Med.* 2012;75:9. <http://dx.doi.org/10.1016/j.socscimed.2012.06.022>.
  78. Gilbert H, Chaudhary N, Solomon M, Preusser D, Cosgove L. *Evaluation of the Reinstatement of the Helmet Law in Louisiana*. May. Washington, DC: National Highway Traffic Safety Administration, 2008.
  79. Graham JD, Lee Y. Behavioral response to safety regulation. *Policy Sci.* 1986;19(3):253–273. <http://dx.doi.org/10.1007/BF00141650>.
  80. Grima FG, Ontoso IA, Ontoso EA. Helmet use by drivers and passengers of motorcycles in Pamplona (Spain), 1992. *Eur J Epidemiol.* 1995;11(1):87–89. <http://dx.doi.org/10.1007/BF01719951>.
  81. Hartunian NS, Smart CN, Willemain TR, Zador PL. The economics of safety deregulation: lives and dollars lost due to repeal of motorcycle helmet laws. *J Health Polit Policy Law.* 1983;8(1):76–98. <http://dx.doi.org/10.1215/03616878-8-1-76>.
  82. Ho E, Haydel M. Louisiana motorcycle fatalities linked to statewide helmet law repeal. *J La State Med Soc.* 2004;156(3):151–152 154.
  83. Hotz G, Cohn S, Popkin C, et al. The impact of a repealed motorcycle helmet law in Miami-Dade County. *J Trauma.* 2002;52(3):469–474. <http://dx.doi.org/10.1097/00005373-200203000-00009>.
  84. Houston DJ. Are helmet laws protecting young motorcyclists? *J Safety Res.* 2007;38(3):329–336. <http://dx.doi.org/10.1016/j.jsr.2007.05.002>.
  85. Houston DJ, Richardson LE. Motorcycle safety and the repeal of universal helmet laws. *Am J Public Health.* 2007;97(11):2063–2069. <http://dx.doi.org/10.2105/AJPH.2006.094615>.
  86. Houston DJ, Richardson LE. Motorcyclist fatality rates and mandatory helmet-use laws. *Accid Anal Prev.* 2008;40(1):200–208. <http://dx.doi.org/10.1016/j.aap.2007.05.005>.
  87. Koehler M. *Evaluation of Motorcycle Safety Helmet Usage Laws: Final Report*. College Station, TX: Texas A&M University, 1978 Texas Traffic Safety Program Contract IAC 78-08-36-A-1-AA.
  88. Kraus J, Peek C. The impact of two related prevention strategies on head injury reduction among nonfatally injured motorcycle riders, California, 1991-1993. *J Neurotrauma.* 1995;12(5):873–881. <http://dx.doi.org/10.1089/neu.1995.12.873>.
  89. Kraus J, Peek C, McArthur D, Williams A. The effect of the 1992 California motorcycle helmet use law on motorcycle crash fatalities

- and injuries. *JAMA*. 1994;272(19):1506–1511. <http://dx.doi.org/10.1001/jama.1994.03520190052034>.
90. Kyrkychenko SY, McCart AT. Florida's weakened motorcycle helmet law: effects on death rates in motorcycle crashes. *Traffic Inj Prev*. 2006;7(1):55–60. <http://dx.doi.org/10.1080/15389580500377833>.
  91. La Torre G, Van Beeck E, Bertazzoni G, Ricciardi W. Head injury resulting from scooter accidents in Rome: differences before and after implementing a universal helmet law. *Eur J Public Health*. 2007;17(6):607–611. <http://dx.doi.org/10.1093/eurpub/ckm028>.
  92. Lloyd LE, Lauderdale M, Betz TG. Motorcycle deaths and injuries in Texas: helmets make a difference. *Tex Med*. 1987;83(4):30–33.
  93. Lummis ML, Dugger C. Impact of the repeal of the Kansas Mandatory Motorcycle Helmet Law, 1975 to 1978: an executive summary. *EMT J*. 1981;5(4):254–259.
  94. Lund AK, Williams AF, Womack KN. Motorcycle helmet use in Texas. *Public Health Rep*. 1991;106(5):576–578.
  95. Max W, Stark B, Root S. Putting a lid on injury costs: the economic impact of the California motorcycle helmet law. *J Trauma*. 1998;45(3):550–556. <http://dx.doi.org/10.1097/00005373-199809000-00023>.
  96. Mayrose J. The effects of a mandatory motorcycle helmet law on helmet use and injury patterns among motorcyclist fatalities. *J Safety Res*. 2008;39(4):429–432. <http://dx.doi.org/10.1016/j.jsr.2008.07.001>.
  97. McGwin G, Whatley J, Metzger J, Valent F, Barbone F, Rue L. The effect of state motorcycle licensing laws on motorcycle driver mortality rates. *J Trauma*. 2004;56(2):415–419. <http://dx.doi.org/10.1097/01.TA.0000044625.16783.A9>.
  98. McHugh TP, Raymond JI. Safety helmet repeal and motorcycle fatalities in South Carolina. *J S C Med Assoc*. 1985;81(11):588–590.
  99. McSwain N, Willey A, Janke T. Impact of re-enactment of the motorcycle helmet law in Louisiana. *Proceedings: American Association for Automotive Medicine Annual Conference*. 1985;29:425–446.
  100. Mertz KJ, Weiss HB. Changes in motorcycle-related head injury deaths, hospitalizations, and hospital charges following repeal of Pennsylvania's mandatory motorcycle helmet law. *Am J Public Health*. 2008;98(8):1464–1467. <http://dx.doi.org/10.2105/AJPH.2007.123299>.
  101. Mock CN, Maier RV, Boyle E, Pilcher S, Rivara FP. Injury prevention strategies to promote helmet use decrease severe head injuries at a level I trauma center. *J Trauma*. 1995;39(1):29–33. <http://dx.doi.org/10.1097/00005373-199507000-00004>.
  102. Morris CC. Generalized linear regression analysis of association of universal helmet laws with motorcyclist fatality rates. *Accid Anal Prev*. 2006;38(1):142–147. <http://dx.doi.org/10.1016/j.aap.2005.08.004>.
  103. Mounce N, Brackett Q, Hinshaw W, Lund A, Wells J. *The Reinstated Comprehensive Motorcycle Helmet Law in Texas*. Arlington, VA: Insurance Institute for Highway Safety, 1992.
  104. Muellemann RL, Mlinek EJ, Collicott PE. Motorcycle crash injuries and costs: effect of a reenacted comprehensive helmet use law. *Ann Emerg Med*. 1992;21(3):266–272. [http://dx.doi.org/10.1016/S0196-0644\(05\)80886-8](http://dx.doi.org/10.1016/S0196-0644(05)80886-8).
  105. Muller A. Florida's motorcycle helmet law repeal and fatality rates. *Am J Public Health*. 2004;94(4):556–558. <http://dx.doi.org/10.2105/AJPH.94.4.556>.
  106. National Highway Traffic Safety Administration. *A Report to Congress on the Effect of Motorcycle Helmet Use Law Repeal—A Case for Helmet Use*. Washington, DC: NHTSA; 1980.
  107. Nurchi GC, Golino P, Floris F, Meleddu V, Coraddu M. Effect of the law on compulsory helmets in the incidence of head injuries among motorcyclists. *J Neurosurg Sci*. 1987;31(3):141–143.
  108. O'Keeffe T, Dearwater S, Gentilello L, Cohen T, Wilkinson J, McKenney M. Increased fatalities after motorcycle helmet law repeal: is it all because of lack of helmets? *J Trauma*. 2007;63(5):1006–1009. <http://dx.doi.org/10.1097/TA.0b013e31815644cd>.
  109. Paulsruide S, Kahl S, Klingberg G. *An Evaluation of Washington State's Motorcycle Safety Law's Effectiveness*. Washington State: Washington Department of Motor Vehicles, 1967.
  110. Pickrell TM, Starnes M. *An analysis of motorcycle helmet use in fatal crashes*. Washington, DC: National Highway Traffic Safety Administration, U.S. Department of Transportation, 2008 Report No.: DOT HS 811 011.
  111. Preusser DF, Hedlund JH, Ulmer RG. *Evaluation of motorcycle helmet law repeal in Arkansas and Texas*. Washington, DC: National Highway Traffic Safety Administration, 2000 Report No.: DOT HS 809 131.
  112. Prinzing J. The effect of the repeal of helmet use laws on motorcycle fatalities. *Atl Econ J*. 1982;10(2):36–39. <http://dx.doi.org/10.1007/BF02300066>.
  113. Proscia N, Sullivan T, Cuff S, et al. The effects of motorcycle helmet use between hospitals in states with and without a mandatory helmet law. *Conn Med*. 2002;66(4):195–198.
  114. Robertson L. An instance of effective legal regulation: motorcyclist helmet and daytime headlamp laws. *Law Soc Rev*. 1976;10(3):467–477. <http://dx.doi.org/10.2307/3053144>.
  115. Sass T, Zimmerman P. Motorcycle helmet laws and motorcyclist fatalities. *J Regul Econ*. 2000;18(3):195–215. <http://dx.doi.org/10.1023/A:1008124703161>.
  116. Scholten DJ, Glover JL. Increased mortality following repeal of mandatory motorcycle helmet law. *Indiana Med*. 1984;77(4):252–255.
  117. Servadei F, Begliomini C, Gardini E, Giustini M, Taggi F, Kraus J. Effect of Italy's motorcycle helmet law on traumatic brain injuries. *Inj Prev*. 2003;9(3):257–260. <http://dx.doi.org/10.1136/ip.9.3.257>.
  118. Singh C, Robson SH, Toomath JB. *Traffic Research Report: Compulsory Safety Helmet Legislation and Motor Cyclist Accidents*. Wellington, New Zealand: Traffic Research Section, Road Transport Division, Ministry of Transport; 1975.
  119. Singh C, Robson SH, Toomath JB. *Report No. 9: Motorcycle Helmet and Headlamp Checks 1973*. Wellington, New Zealand: Road Transport Division, Ministry of Transport, 1975.
  120. Sosin DM, Sacks JJ. Motorcycle helmet-use laws and head injury prevention. *JAMA*. 1992;267(12):1649–1651. <http://dx.doi.org/10.1001/jama.1992.03480120087038>.
  121. Stolzenberg L, D'Alessio SJ. "Born to Be Wild": the effect of the repeal of Florida's mandatory motorcycle helmet-use law on serious injury and fatality rates. *Eval Rev*. 2003;27(2):131–150. <http://dx.doi.org/10.1177/0193841X02250524>.
  122. Struckman-Johnson C, Ellingstad V. Impact of motorcycle helmet law repeal in South Dakota 1976–79: final report. Washington, DC: National Highway Traffic Safety Administration, 1980 Report No.: DOT HS 9 02130.
  123. Taggi F. Safety helmet law in Italy. *Lancet*. 1988;331(8578):182. [http://dx.doi.org/10.1016/S0140-6736\(88\)92754-7](http://dx.doi.org/10.1016/S0140-6736(88)92754-7).
  124. Tsai M-C, Hemenway D. Effect of the mandatory helmet law in Taiwan. *Inj Prev*. 1999;5(4):290–291. <http://dx.doi.org/10.1136/ip.5.4.290>.
  125. Turner P, Hagelin C. Florida motorcycle helmet use observational survey and trend analysis. Tampa, FL: Center for Urban Transportation Research, University of South Florida, 2004 Report No.: BC 353 RPWO 36.
  126. Ulmer R, Preusser D. Evaluation of the repeal of motorcycle helmet laws in Kentucky and Louisiana. Washington, DC: National Highway Traffic Safety Administration, 2003 Report No.: DOT HS 809 530.
  127. Ulmer R, Shabanova-Northrup V. Evaluation of the repeal of the all-rider motorcycle helmet law in Florida. Washington, DC: National Highway Traffic Safety Administration, 2005 Report No.: DOT HS 809 849.
  128. Watson GS, Zador PL, Wilks A. The repeal of helmet use laws and increased motorcyclist mortality in the United States, 1975–1978. *Am J Public Health*. 1980;70(6):579–585. <http://dx.doi.org/10.2105/AJPH.70.6.579>.
  129. Weiss H, Agimi Y, Steiner C. Youth motorcycle-related brain injury by state helmet law type: United States, 2005–2007. *Pediatrics*. 2010;126(6):1149–1155. <http://dx.doi.org/10.1542/peds.2010-0902>.

130. Williams A, Ginsburg M, Burchman P. Motorcycle helmet use in relation to legal requirements. *Accid Anal Prev*. 1979;11(4):271–273. [http://dx.doi.org/10.1016/0001-4575\(79\)90053-8](http://dx.doi.org/10.1016/0001-4575(79)90053-8).
131. Bledsoe G, Schexnayder S, Carey M, et al. The negative impact of the repeal of the Arkansas motorcycle helmet law. *J Trauma*. 2002; 53(6):1078–1086. <http://dx.doi.org/10.1097/00005373-200212000-00009>.
132. Branas CC, Knudson MM. State helmet laws and motorcycle rider death rates. *LDI Issue Brief*. 2001;7(1):1–4.
133. Dare CE, Owens JC, Krane S. Impact of motorcycle helmet usage in Colorado. Washington, DC: National Highway Traffic Safety Administration; 1978. Report No.: DOT HS 803680.
134. Kraus J, Peek C, Williams A. Compliance with the 1992 California motorcycle helmet use law. *Am J Public Health*. 1995;85(1):96–99. <http://dx.doi.org/10.2105/AJPH.85.1.96>.
135. Peek-Asa C, Kraus JF. Estimates of injury impairment after acute traumatic injury in motorcycle crashes before and after passage of a mandatory helmet use law. *Ann Emerg Med*. 1997;29(5):630–636. [http://dx.doi.org/10.1016/S0196-0644\(97\)70252-X](http://dx.doi.org/10.1016/S0196-0644(97)70252-X).
136. National Highway Traffic Safety Administration. *Estimating lives and costs saved by motorcycle helmets with updated economic cost information*. Washington, DC: National Highway Traffic Safety Administration; 2015 Report No.: DOT HS 812 206.
137. Flannagan CAC, Bowman PJ. *Analysis of motorcycle crashes in Michigan 2009-2013*. Lansing, MI: Michigan State Police, Office of Highway Safety Planning, 2014 Report No.: UMTRI-2014-35.
138. Highway Loss Data Institute. *The Effects of Michigan's Weakened Motorcycle Helmet Use Law on Insurance Losses*. Arlington, VA: Highway Loss Data Institute, 2013.
139. Erhardt T, Rice T, Troszak L, Zhu M. Motorcycle helmet type and the risk of head injury and neck injury during motorcycle collisions in California. *Accid Anal Prev*. 2016;86:23–28. <http://dx.doi.org/10.1016/j.aap.2015.10.004>.
140. Goodwin A, Thomas L, Kirley B, Hall W, O'Brian N, Hill K. *Countermeasures That Work: A Highway Safety Countermeasure Guide for State Highway Safety Offices, Eighth Edition*, Washington, DC: National Highway Traffic Safety Administration; 2015.
141. McKnight AJ, McKnight AS. *The effects of motorcycle helmets upon seeing and hearing*. Washington, DC: National Highway Traffic Safety Administration; 1994 Report No.: DOT HS 808 399.
142. Hedlund J. Risky business: safety regulations, risk compensation, and individual behavior. *Inj Prev*. 2000;6(2):82–89. <http://dx.doi.org/10.1136/ip.6.2.82>.
143. Ouellet J. Helmet use and risk compensation in motorcycle accidents. *Traffic Inj Prev*. 2011;12(1):71–81. <http://dx.doi.org/10.1080/15389588.2010.529974>.