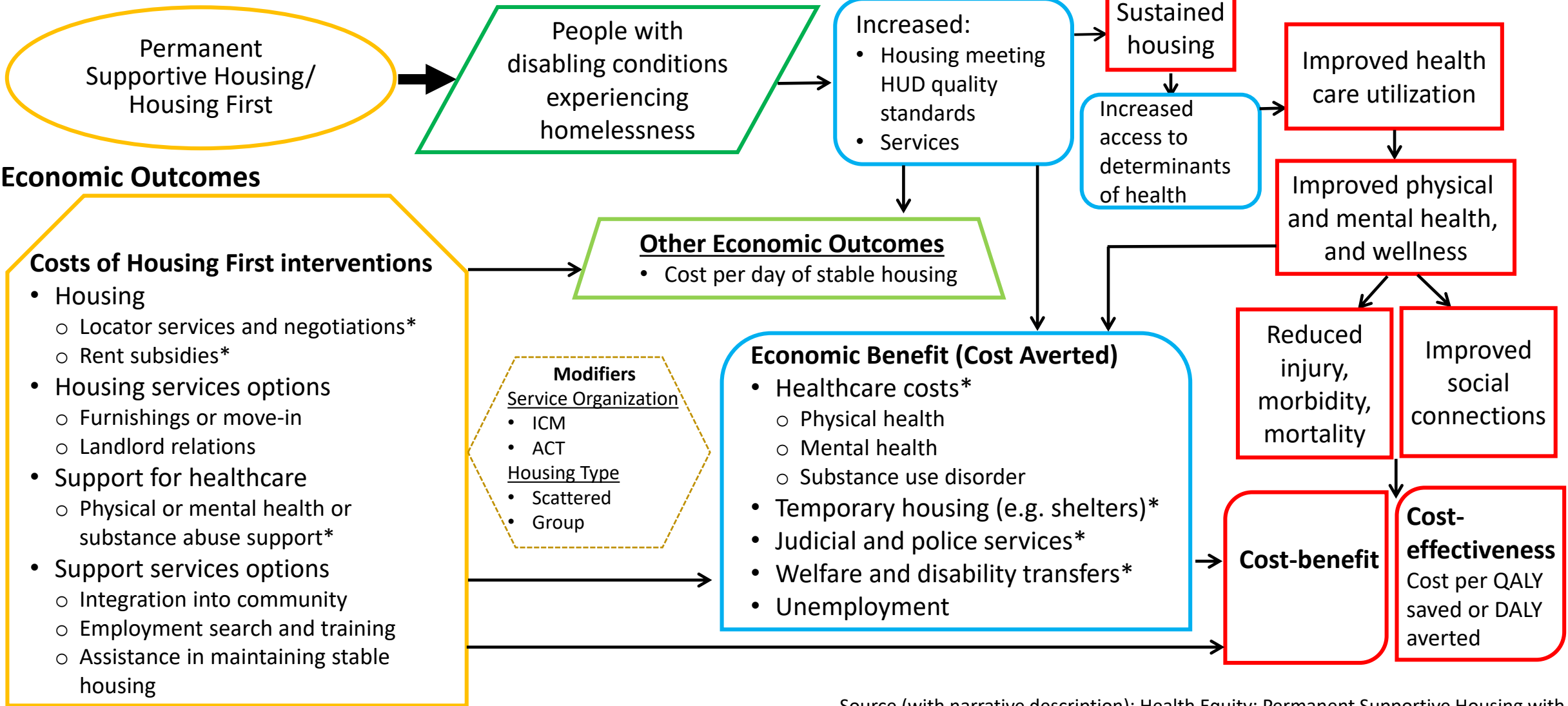


Economic Framework: Permanent Supportive Housing with Housing First (Housing First Programs)

Accessible version: <https://www.thecommunityguide.org/sites/default/files/assets/AF-Housing-First-Econ-508.pdf>














Intervention Effectiveness



*Cost drivers ICM, Intensive Case Management; ACT, Assertive Community Treatment
QALY: Quality Adjusted Life Year; DALY: Disability Adjusted Life Year

Source (with narrative description): Health Equity: Permanent Supportive Housing with Housing First (Housing First Programs) <https://www.thecommunityguide.org/findings/health-equity-housing-first-programs>

Icons in Community Guide Analytic Frameworks

	Intervention		Unidirectional block arrows are applied between intervention and population icons
	Recommendation outcome		Unidirectional arrows for causal relationships
	Other intermediate outcome/variable (that are not recommendation outcomes)		Bidirectional arrows show feedback loops
	Population		Intervention costs
	Potential Effect Modifiers (affecting causal relationships)		Economic benefit
	Potential Additional Benefits/Potential Harms		Economic outcome for Task Force finding
			Other economic outcomes