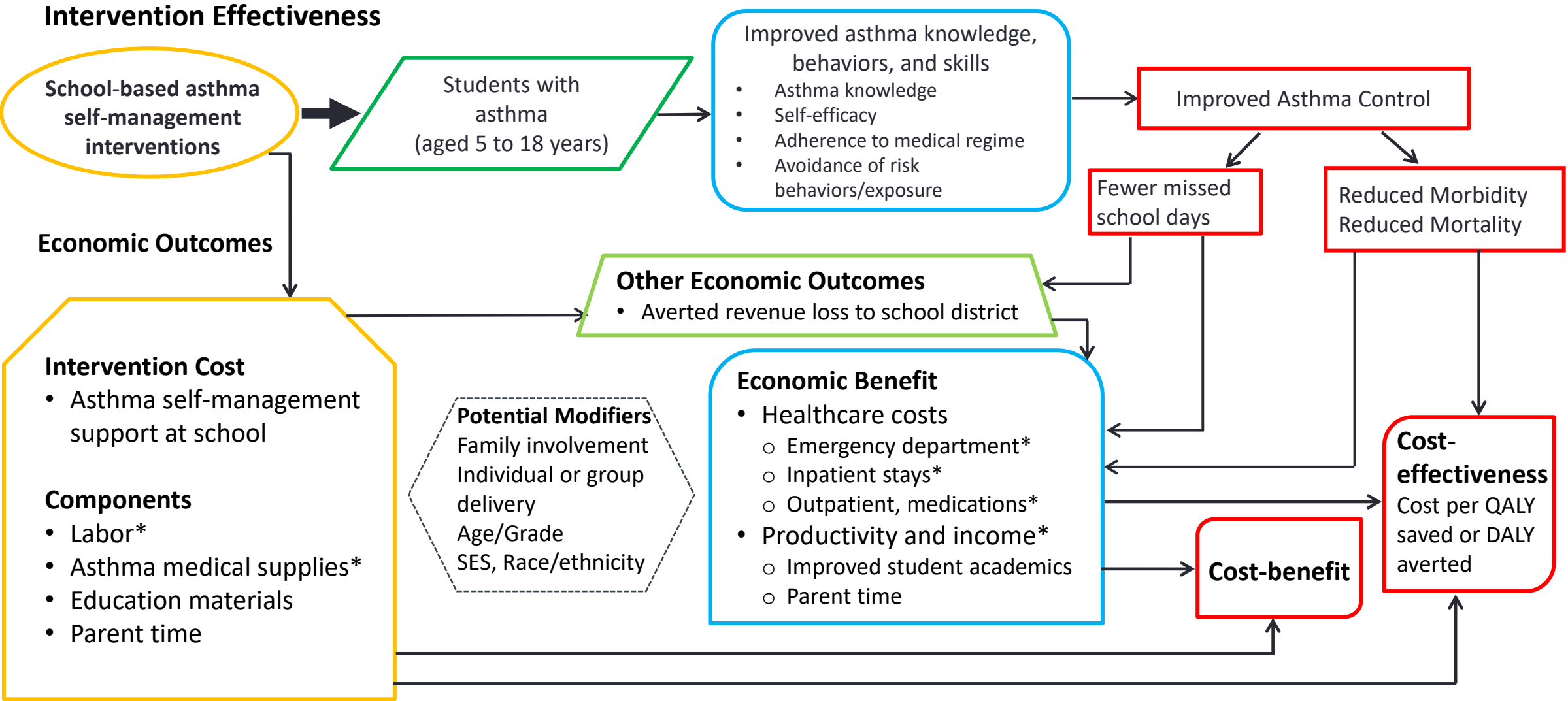


Economic Framework: School-Based Asthma Self-Management Interventions







Accessible version: <https://www.thecommunityguide.org/sites/default/files/assets/AF-asthma-school-based-self-management-econ-508.pdf>










*Cost drivers contributing substantially to magnitude of estimate
 SES, socioeconomic status; QALY, Quality Adjusted Life Year;
 DALY, Disability Adjusted Life Year

Source (with narrative description): Guide to Community Preventive Services. Asthma: School-Based Self-Management Interventions for Children and Adolescents with Asthma. <https://www.thecommunityguide.org/findings/asthma-school-based-self-management-interventions-children-and-adolescents-asthma>

Icons in Community Guide Analytic Frameworks

	Intervention
	Recommendation outcome
	Other intermediate outcome/variable (that are not recommendation outcomes)
	Population
	Potential effect modifiers (affecting causal relationships)
	Potential additional benefits / Potential Harms

	Unidirectional block arrows are applied between intervention and population icons
	Unidirectional arrows for causal relationships
	Bidirectional arrows show feedback loops
	Intervention costs
	Economic benefit
	Economic outcome for Task Force finding
	Other economic outcomes